



# Schindler 3000 Plus

Stylish, functional and flexible

We Elevate



**Schindler**

# Schindler modernization solutions

## Keeping passengers moving

We're using our globally renowned expertise to provide you with the very best elevator modernization solutions. Our Swiss-precision engineering and proven systems improve the reliability, safety, performance and aesthetics of your elevator – increasing your building's overall value.



## Benefit from latest technologies

Our replacement elevators allow your passengers not only to enjoy noticeably smoother, quieter operation but also another level of passenger experience thanks to digitally enhanced mobility. Residents and tenants will appreciate the additional comfort and convenience your modernization brings to their life. Enjoy seamless mobility with no complaints.



## Improved safety

Safety is a top priority at Schindler. Our new, modular-platform product range ensures improved safety for customers, visitors, residents and passengers.





# Schindler 3000 Plus

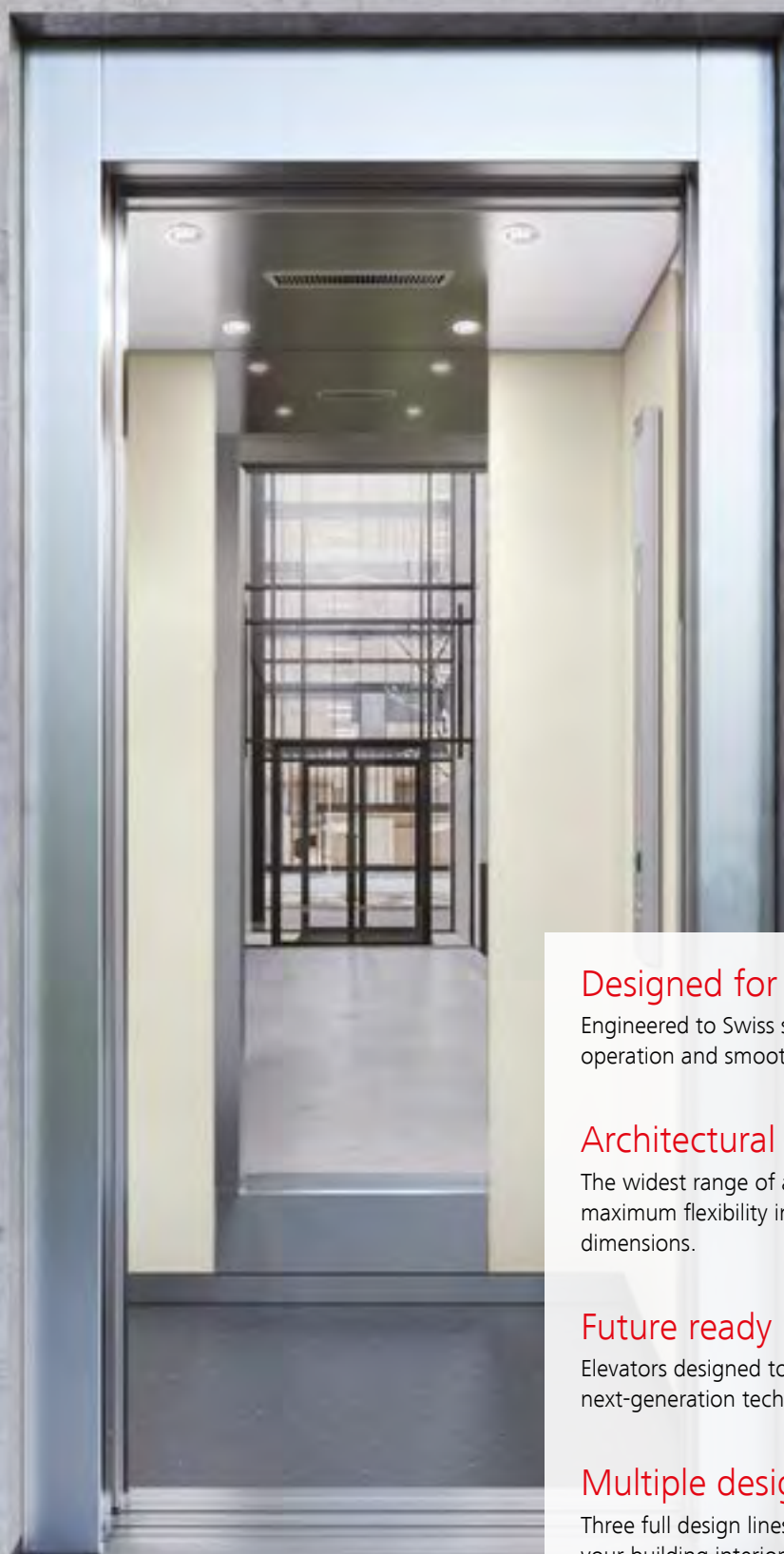
## Stylish, functional and flexible

Schindler 3000 Plus is made to be flexible in every way and fits perfectly in your building. Tailored to multiple applications in any urban environment, it will give your building a new lease on life, increasing its value and functionality. Select from a full spectrum of styles, colors and options to find the best possible match for your building.

Schindler 3000 Plus is part of Schindler's new modular-platform replacement product range for residential and commercial buildings worldwide, from low-rise to mid-rise and from basic to sophisticated requirements.

### Key figures

<b>Capacity</b>	340 - 1360 kg
<b>Travel height</b>	Up to 80 m
<b>Stops</b>	Max 30 stops
<b>Speed</b>	1.0 - 2.5 m/s
<b>Drive system</b>	Machine-room-less, eco-friendly regenerative drive technology, frequency controlled
<b>Group size</b>	Up to 6 cars
<b>Entrances</b>	One- or two-sided
<b>Interior</b>	3 interior design lines, fresh wall colors and wide range of fixtures, and bare car option



### Designed for comfort

Engineered to Swiss standards for 24/7 operation and smooth ride comfort.

### Architectural flexibility

The widest range of applications, plus maximum flexibility in car and shaft dimensions.

### Future ready

Elevators designed to interface with next-generation technologies.

### Multiple design options

Three full design lines to complement your building interior, or chose your own design.

# Designed to fit – built to last

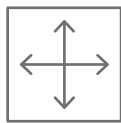
## Engineered to Swiss standards

A combination of pre-engineered components and flexibility right where it's needed ensures the best fit in existing buildings and provides smooth, quiet and economical operation. The latest technologies ensures excellent energy efficiency and minimal environment impact.



### The latest technologies, greater comfort

Variable frequency drive systems deliver perfectly controlled power to traction machines and door drives, extending component lifetimes and increasing energy efficiency. Schindler Suspension Traction Media is light and long-lasting, enabling the use of smaller traction machines that reduce both energy consumption, noise and vibration levels in the car.



### Developed for a perfect fit

Schindler 3000 Plus has been pre-engineered to fit in existing buildings. Flexible car dimensions optimize car size in the existing shaft, while the high variety of door types and millimeter-accurate positioning avoid the need for building work on landings. At the same time, variable shaft pit and head dimensions ensure easy adaptation and quick installation.



### Innovative drive technology

Schindler 3000 Plus is equipped as standard with our innovative, regenerative drive technology. The system is designed to reduce travel energy by up to 30% compared to conventional technology.



### Excellent ecological performance

Improving energy efficiency is essential for reducing the environmental impact of elevators and the buildings they serve. Eco-friendly features such as regenerative drive, LED lighting and stand-by mode while parked are standard in all Schindler 3000 Plus elevators. This makes it possible to achieve the highest energy-efficiency rating, class A according to ISO 25745-2.\*

\*The classification always refers to a specific customer configuration. Usage pattern, load capacity, customer-specific options and site conditions influence the final rating.






# Outstanding flexibility

## The best use of space

Schindler 3000 Plus has outstanding architectural flexibility for car, door and shaft dimensions. Less space taken up by components means more room and comfort for your passengers.



### Machine-room-less design

All the main drive, traction and control equipment sits in the shaft, leaving the machine room space free for other uses, and making it easy to extend lift access to the top floor thanks to the reduced headroom requirement.

### Optimised headroom

The system is designed to require minimal headroom in order to fit in the existing shaft headroom.

### Smaller motor and traction sheave

Suspension Traction Media (STM) saves shaft space and energy by using a smaller motor and sheave.

### Built-in controller on landing door

The Schindler 3000 Plus controller panel is integrated into the landing door frame, for simple installation and maintenance access. Optionally, the controller can be installed on other floors as well as in another place near the shaft or in the former machine room.



### Modular system, scalable car and door dimensions

We can adjust car width and depth for you in 50 mm increments. Schindler 3000 Plus car width can range from 1000 mm to 2000 mm, car depth from 950 mm to 2400 mm, and car height right up to 2800 mm. Doors can be positioned with millimeter accuracy.

### Optimised pit depth


Minimal pit depth requirement to fit in the existing shaft pit



# Flexible Door Dimensions

## Adaptable to any space

Avoiding changes to the landing walls and floor is very important when replacing an elevator. Schindler 3000 Plus offers a large variety of door types and layouts to fit the existing space perfectly, eliminating the need for modifications and resulting in easy installation.



### Door types and dimensions

The door width is adjustable in 100 mm increments from 800 mm to 1200 mm (750 mm also available), and the height from 2000 mm to 2400 mm in 100 mm increments with a choice of telescopic (T2) or center-opening doors (C2) for single or double entrance (through-loading).

# Future ready

## Designed for next-generation technologies

Benefit from our tools, solutions and latest innovations providing improved equipment reliability, uptime, safety and an all-new superior passenger experience. Our elevators are designed to use state-of-the-art technologies from planning to operation.



### Innovation in installation

Schindler's new **INEX (Installation Excellence)** method not only reduces construction preparation and resources for our customers, but also improves safety and efficiency on site.



### Digital solutions tailored to your needs

All our new elevators are fully enabled for Schindler Ahead – our digital portfolio for smart elevators. Designed on the principles of IoT (Internet of Things) and machine learning, it analyzes cloud-based data to deliver improved uptime, insights and convenience.



### Smart operation – clarity and convenience

Digital connectivity allows for better maintenance and management, while creating higher levels of comfort for passengers. With Schindler Ahead, we make sure that our customers can enjoy the benefits of the digital era with confidence.

#### – Maximize uptime with Ahead Remote Monitoring

With digital connectivity, issues can be detected and addressed long before service is affected. This helps facilities take timely action to minimize or even avoid downtime. Schindler Ahead maximizes uptime thanks to instant, accurate insights.

#### – Real-time insights with Ahead ActionBoard

Ahead ActionBoard provides operational, performance and commercial information in real time, giving customers clear, instant oversight of their entire elevator and escalator portfolio.



### User experience on a next level

Inform, engage, entertain. Display engaging multimedia content for your passengers and generate new revenue streams through advertising. Turn your elevator into an infotainment hub with **Ahead SmartMirror** and **DoorShow** and transform user-elevator interaction into a unique, visual experience.

With valuable information at your finger tips, preventive and predictive action can be taken more quickly



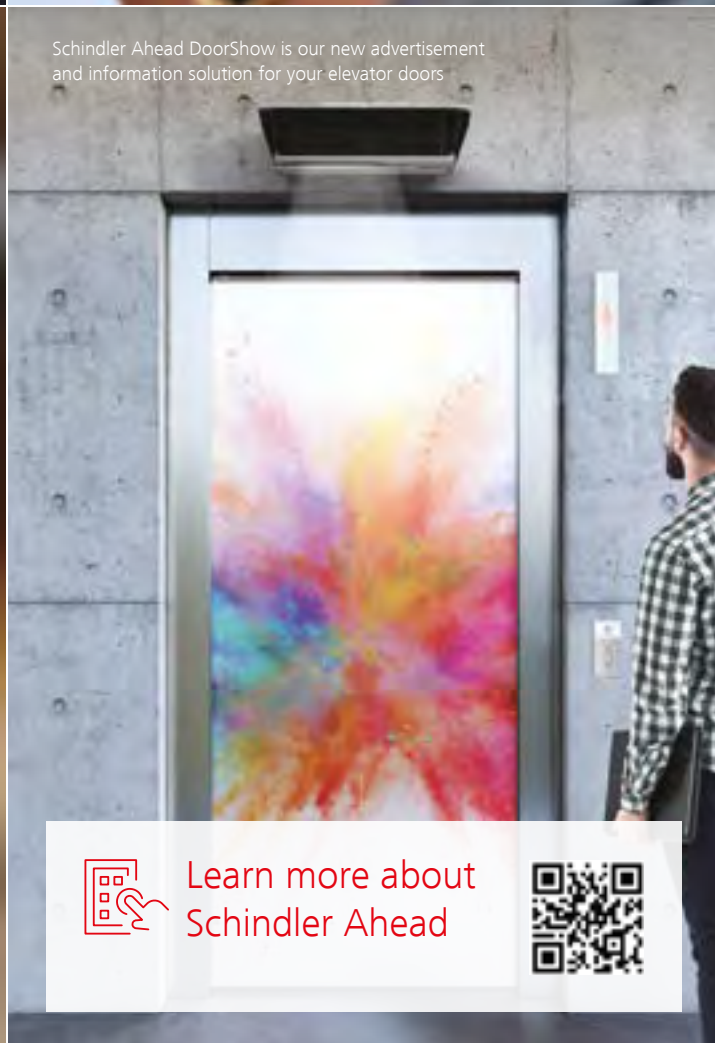
Real-time insights with Ahead ActionBoard



SmartMirror: new in-elevator multimedia experience changes the way passengers enjoy their travel



Schindler Ahead DoorShow is our new advertisement and information solution for your elevator doors



Learn more about  
Schindler Ahead





**Navona**  
Functional and durable



**Times Square**  
Modern and versatile



## Multiple design options

### Ready-made interior design lines

#### Navona

##### Functional and durable

Clarity and comfort in your car with this robust design line. Fresh colors, durable accessories, and the option of five different floors make Navona an excellent choice for residential applications. Stainless steel option is also available for rear and side walls.

#### Times Square

##### Modern and versatile

A contemporary look. Choose from warm or cool colors or combine to enhance contrast for more depth. Times Square adds distinctive features to any public, commercial or residential building.

#### Park Avenue

##### Sophisticated and elegant

A touch of class. Wooden and textured laminates or back-painted glass walls for a rich, contemporary mode. Or a luxury feel with stainless steel in different finishes or decorative glass. Matched lighting completes Park Avenue's elegance.

**Note:** Specifications, options and colors are subject to change. All cars and options illustrated in this brochure are representative only. The samples shown may vary from the original in color and material.



\*Car Ceiling may be in splits depending upon car dimension and travel height

## Freedom of design

### Create the look and feel you like

Choose an elevator design that perfectly matches your building interior. Select from Schindler 3000's three décor lines and combine your choice with our range of operating panels, handrails, lighting, mirrors and other accessories.

And for full custom designs, the Schindler 3000 bare car option allows you to add up to 30% of the car's rated load capacity for the materials and finishings of your choice.

# Car operating panels and landing fixtures

## Outfit your elevator with style

### Linea 100

Linea 100 offers functional design in stainless steel. The integrated white glass display comes with large, easily readable red LED dot matrix floor indicator. Push buttons have clear red illumination when a call is recognized.



- |    |                                     |
|----|-------------------------------------|
| 01 | Full height car operating panel*    |
| 02 | Half height car operating panel     |
| 03 | Car position & direction indicators |
| 04 | Landing operating panels            |

\* Note - Linea 100 Flush: Available in GQ ≥ 680 Kg with selected car sizes

### Linea 100 Touch

The convenience of our typical user interface converted to a touch version. The stylish design is in resistant glass with light indication to signal all functions, and dot matrix displays with large, easily readable red LEDs.



- |    |                                     |
|----|-------------------------------------|
| 01 | Car operating panel                 |
| 02 | Car operating panel with key switch |
| 03 | Car position & direction indicators |
| 04 | Landing operating panels            |



# Linea 300

An upmarket user interface to enhance your elevator’s looks, with an intuitive, efficient design. The display is in black glass, with buttons positioned on elegant black stainless steel, or white glass display on typical stainless steel color finishing.

# Barrier-free mobility

We offer a wide-ranging portfolio of special fixtures for passengers with reduced mobility. This includes easily identifiable large push-buttons and Braille to help visually impaired and aged people in their orientation.



01	Full height car operating panel*
02	Car position & direction indicators
03	Landing operating panels

\* Note - Available in GQ ≥ 680 Kg with selected car sizes

# Mirrors

## Ensuring optimal appearance

Mirrors enhance the sense of space, depth and comfort in elevators. Schindler 3000 elevators can be fitted with a full-height or half-height safety-glass mirror on the side or rear wall of the car

### Side wall



Half height centered



Full height centered



Full Height Left and Right\*

### Rear wall



Half height centred



Full height middle panel



Full height Left and Right\*

\* Available with GQ ≥ 680 with selected model

### Times Square

Stainless Steel Hairline walls  
Full height middle panel mirror

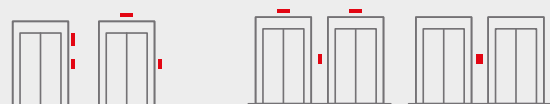


# Landing doors

## For a stylish entrance

How your elevator design immerses with your building can enhance your tenants' response to the overall décor design. We offer a full range of colors to help you unleash your building's full design potential.

### Landing arrangements



Choose your optimal landing arrangements for simplex and multiplex installations with wall mounting.



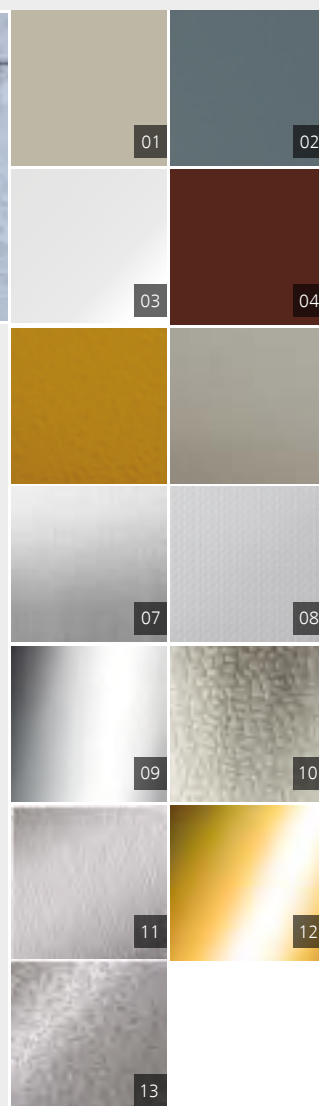
### Landing door color options

- |    |                                       |
|----|---------------------------------------|
| 01 | Painted Pebble Grey*                  |
| 02 | Painted Light Grey#                   |
| 03 | Painted White Aluminium               |
| 04 | Painted Bordeaux Red#                 |
| 05 | Painted Havanna Gold#                 |
| 06 | Painted Vienna Beige#                 |
| 07 | Stainless Steel Hairline (441 / 304)  |
| 08 | Stainless Steel Linen (304)*          |
| 09 | Stainless Steel Montreux Mirror (304) |
| 10 | Stainless Steel Moonrock (304)*       |
| 11 | Stainless Steel Leather (304)*        |
| 12 | Stainless Steel Gold Mirror (304)*    |
| 13 | Stainless Steel Austenite (304)*      |

### Glass door frame options

- |    |                                       |
|----|---------------------------------------|
| 07 | Stainless Steel Hairline (441/304)    |
| 08 | Stainless Steel Linen (304)           |
| 09 | Stainless Steel Polished Mirror (304) |

\* Available only with door dimensions  
BT(door width) ≤ 900 mm and HT(door height) ≤ 2100 mm  
# Available only with door dimension BT > 900 mm  
& HT > 2100 mm





# Handrails

## A wide choice of shapes and finishes


Handrails convey a feeling of security. Schindler stainless steel handrails are designed to blend with car interiors, shapes and textures, and can be mounted to the side and rear walls. Available in curved, straight, straight with curved ends.



Straight  
Stainless Steel Hairline



Straight with curved ends  
Stainless Steel Hairline

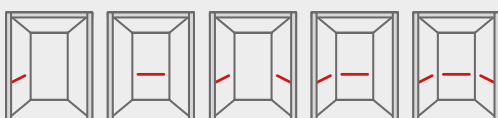


Curved  
Stainless Steel Hairline



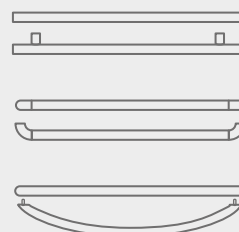
### Customize your handrails

Handrails convey a feeling of security. Our handrails are designed to blend with car interiors, shapes and textures.




The handrails can be mounted in different combinations of side and rear walls, either only one handrail piece on the rear or side walls, two handrail pieces on the side walls or handrails on three walls. They can be connected straight or revolving.

Choose the handrail shape you prefer:



Straight, straight with rounded ends or curved



01

02

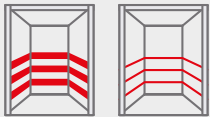
- |    |                         |
|----|-------------------------|
| 01 | Stainless Steel         |
| 02 | Painted White Aluminium |

# Bumper rails\*

## Preserving your car interior


Designed to protect your elevator car walls and prolong their sleek looks, Schindler's bumper rails are available in a variety of heights, in stainless steel finish.

\* Available in GQ  $\geq 680$  Kg with selected car sizes




Choose from different heights depending on your requirements..

01 Stainless Steel



**Times Square**  
Stainless Steel Hairline walls  
Stainless Steel bumper rails



# Corporate Office-India

## Schindler India Pvt. Ltd.

Schindler House, Main Street, Hiranandani Gardens  
Powai, Mumbai - 400076

## Schindler Manufacturing Facility

Plot No. D-234, Near Warale Village, Chakan  
Phase 2 Road, MIDC Rd, Khed, Maharashtra

## Find your local Schindler India office

For additional information please contact your nearest Schindler branch:

### Ahmedabad

No. 401-402, 4th Floor  
Shivaik Satyamev  
Sardar Patel Ring Road  
Ahmedabad, Gujarat 380058

### Chennai

No. 10-12, Egmore High Road  
Tamil Salai, opp. Udiipi Home  
Egmore, Chennai  
Tamil Nadu 600008

### Delhi South

Plot No. 5, 704, 7th Floor  
Baani Corporate One  
District Centre, Jasola  
Delhi 110025

### Hyderabad

5th floor, B Block  
Midtown Building  
Rd Number 1  
opp. Jalgam Vengal Rao Park  
Dwarakapuri, Banjara Hills  
Hyderabad, Telangana 500034

### Kochi

No. 38/2130- C2, DND Arcade  
Anjumana Road, Edappally  
Kochi, Kerala 682024

### Mangalore

No. 208, 1st Floor, Inland Avenue  
MG Road, Kodailbail, Mangaluru  
Karnataka 575003

### Noida

B-417/20, Pacific Business Park  
Plot No-1, Site-IV, Sahibabad, IV  
Sahibabad Industrial Estate  
Ghaziabad, Uttar Pradesh 201010

### Punjab

Plot No 595, 2nd Floor  
Phase 9, Industrial Area  
Sector 66, Opp Bestech Square  
Sahibzada Ajit Singh Nagar  
Punjab 160059

### Other Locations in India

Tirupati | Madurai | Gulbarga | Solapur | Jodhpur | Bhiwandi | Shivamogga | Shimla | Jalandhar | Dhanbad | Jamshedpur  
| Jabalpur | Bareilly | Allahabad | Varanasi | Bilaspur | Sonapat | Aurangabad | Agra | Siliguri | Patna | Bhopal | Kanpur |  
Faridabad | Amritsar | Jammu | Kolhapur | Vadodara | Rajkot | Kota

### Assam

Chandan Nagar, Beltola Tinali  
Guwahati, Assam 781028

### Coimbatore

56, 2nd Floor, Bharathi Park Cross 2  
Saibaba Colony, Coimbatore  
Tamil Nadu 641011

### Goa

Shop No. S01 and S02  
Landscape shire, Caranzalem  
Panaji, Goa 403002

### Indore

304, Third Floor, NRK Biz Park  
Plot No. 397, 405, PU4  
Scheme No. 54, Indore  
Madhya Pradesh 452010

### Kolkata

DN 12, 7th Floor, Sector V  
Bidhannagar, Kolkata  
West Bengal 700091

### Mysore

No. 441, 2nd floor  
Dhanalakshmi Plaza  
New kantharaja Urs Road  
T K Layout, Mysore  
Karnataka 570023

### Odisha

Plot No N4/345, 4th Floor  
IRC village, Nayapalli  
Bhubaneshwar, Odisha 751015

### Raipur

No. 207, 2nd Floor  
Lal Ganga Buisness Park,  
Pachpedi Naka, Raipur,  
Chhattisgarh 492001

### Visakhapatnam

No. 50-37-6, 2nd Floor, Sri Sai Enclave  
Raja Rammohan Roy Road  
Nehru Nagar TPT/VUDA Colony  
Jagadamba Junction, Visakhapatnam  
Andhra Pradesh 530013

### Bangalore 1

No. 785, 3rd Floor  
Axis Sai Jyothi, 15th Cross Road  
Phase I, Sarakki Extension  
100 Ft. Road, J. P. Nagar  
Bangalore, Karnataka 560078

### Dehradun

No. 64/65, Third Floor, Prabhat House Nari  
Ship Mandar Marg  
Chakrata road, Dehradun  
Uttarakhand 248001

### Gurugram

8th Floor, Imperia Mindscape  
Golf Course Extension Road  
Sector-62, Gurugram  
Haryana 122001

### Jaipur

Plot No. 128, Mohan Nagar  
Gopalpura Bypass  
beside Ridhi Sidhi Fly Over  
Jaipur, Rajasthan 302019

### Lucknow

1st Floor, TC 24  
Bhavya Corporate Tower  
Vibhuti Khand, Gomti Nagar  
Lucknow, Uttar Pradesh 226010

### Nagpur

K Rao Complex 3rd Floor  
Shubhash Road  
opposite Gandhisagar Lake  
Nagpur, Maharashtra 440018

### Pimpri Chinchwad

No. 1001, 10th Floor  
Amar Business Park  
Ram Nager, Baner  
Pune, Maharashtra 411045

### Surat

C - 226, 2nd Floor, Monarch  
Gaurav Path, Palgam  
Surat, Gujarat 395009

### Bangalore 2

No. 600A, 6th Floor  
Plama Square, Hennur Main Road  
Kalyan Nagar Post, Above D-mart  
Hennur, Bangalore  
Karnataka 560043

### Delhi North

P.P. Trade Center, Plot No. P-1, 301  
3rd Floor, Wazirpur Distt Centre Netaji  
Subhash Place, Pitampura  
New Delhi 110034

### Hubli

No. 319, Marvel Artiza  
Vidyanagar, opposite KIMS  
Hubli, Karnataka 580031

### Jharkhand

No. 170, 2nd Floor  
Harsh Complex, Tagore Hill Road  
Morabadi, above Bank of India  
Ranchi, Jharkhand 834008

### Ludhiana

Sethi square, SCO No 107  
First Floor, Phase 1, Urban estate dugri  
Ludhiana, Punjab 141002

### Navi Mumbai

Plot No-05, 1803-1806  
Kesar Solitaire, Palm Beach Rd  
Sector 19, Sanpada, Navi Mumbai  
Maharashtra 400705

### Pune

No. 1001 and 1002, 10th Floor  
Vikram Monarch, University Rd  
Modibaug, Model Colony  
Shivajinagar Pune,  
Maharashtra 411016

### Vijayawada

551-A, 1-B  
3rd Floor, bearing Door No 40  
Chandramoulipuram Tikkle Road,  
Vijayawada, Andhra Pradesh 520010

## Toll free Numbers

1-800-209-5438 | 1-800-202-5438

## Email

Marketing.in@schindler.com



Scan the QR code  
To know more