



# Elevator design catalog

## Design lines, colors and materials





Your choice of design – Enjoy the possibility of creating your own car interior design. We offer unparalleled flexibility and help you to find the ideal fit for functional, sophisticated and innovative interior architecture concepts. Bring your style to life.

## Schindler Plan & Design Tool

Design your elevator layout in minutes

Our easy-to-use online planning tool makes it simple to find the matching vertical transportation setup for your building. The Schindler Plan & Design tool helps you to prepare specifications in the early stages of your building's project life cycle.

With just a few clicks, we provide you with recommendations, a comprehensive product specification, and detailed layout drawings. Simply download the data straight into your project design in DWG or PDF formats.

The solution can be integrated with Building Information Modeling standards, and our Project Cloud makes it easy for you to share your projects with us.



[india.schindler.com](https://india.schindler.com) > Home >  
Products & Solutions > Plan & Design



**Navona**  
Functional and durable



**Times Square**  
Modern and versatile

Schindler 1000

## Four design lines Infinite possibilities

Create the look and feel you like. Combine colors, materials, lighting, mirrors, handrails and fixtures to achieve the ambiance that fits your building. Choose from one of our interior design lines or design an individual car that fits your needs.





**Park Avenue**  
Sophisticated and elegant

Schindler 3000



**Sunset Boulevard**  
Inspiring and bold

Schindler 5500

# Navona



## Functional and durable

Clarity and comfort in your car with this robust design line. Fresh colors, durable accessories, and the option of five different floors make Navona an excellent choice for residential applications. Elegant stainless steel options are also available for rear and side walls.



Available for

Schindler 1000  
Schindler 3000  
Schindler 5000  
Schindler 5500

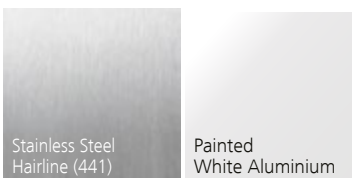


### Navona


Lighting: Square Spot  
Ceiling: Painted White Aluminium  
Walls: Painted Polar White  
Car operating panel: Linea 100  
Skirting: Protruding Aluminum Painted  
Floor: Rubber Speckled Black



Ceiling



Lighting




Walls




Car door & fronts



Skirting



Floor



**Note:**

# Available in GQ  $\geq$  680 Kg with selected car sizes

\* Available only with straight type of skirting with selected car sizes

Specifications, options and colors are subject to change. All cars and options illustrated in this brochure are representative only. The samples shown may vary from the original in color and material.

# Times Square


## Modern and versatile

Determine your contemporary look. Choose from warm or cool colors to create a fresh look or combine the options to enhance contrast for more depth. Select glass doors and walls for transparency. Use a bare car option to create your style and taste. Times Square adds distinctive features to any public, commercial or residential building.



Available for

Schindler 3000  
Schindler 5000  
Schindler 5500



### Times Square

Lighting: Dash Array  
Ceiling: Stainless Steel  
Walls: Stainless Steel  
Car operating panel: Linea 300  
Skirting: Protruding Stainless Steel Brushed  
Floor: Artificial Granite Grey





## Ceiling

Painted  
White Aluminium

Stainless Steel  
Hairline (304 / 441)



## Lighting

Line

Round Spots

Square Spots

Bare



## Walls

Includes all  
Navona colors  
and materials,  
plus:

Laminate  
Dubai Blue#

Laminate  
Tangier Orange#

Laminate  
Seville Sunset#

Laminate  
Aswan Yellow#

Stainless Steel  
Hairline (304 + 441)

Stainless Steel  
Linen (304)

Laminate  
Suez Grey#

Laminate  
Sienna Brown#

Laminate  
Athens Grey#

Laminate  
Milan Grey#

Laminate  
Polar White#

Stainless Steel  
Polished Mirror (304)



## Car door & fronts

Painted  
White Aluminium

Stainless Steel  
Hairline (441/304)

Stainless Steel  
Linen (304)



## Skirting

Protruding

Flush

Recessed\*

Stainless Steel  
Hairline (441/304)

Painted  
Black\*

Painted  
White Aluminium



Floor  
Includes all Navona colors  
and materials, plus:

Artificial Granite  
Grey

Artificial Granite  
Black

Artificial Granite  
Sand

Aluminum  
Checker Plates

Bare



## Glass car



Glass rear wall#

### Note:

# Available in GQ  $\geq$  680 Kg with selected car sizes

\* Available only with straight type of skirting with selected car sizes

Specifications, options and colors are subject to change. All cars and options illustrated in this brochure are representative only. The samples shown may vary from the original in color and material.

# Park Avenue

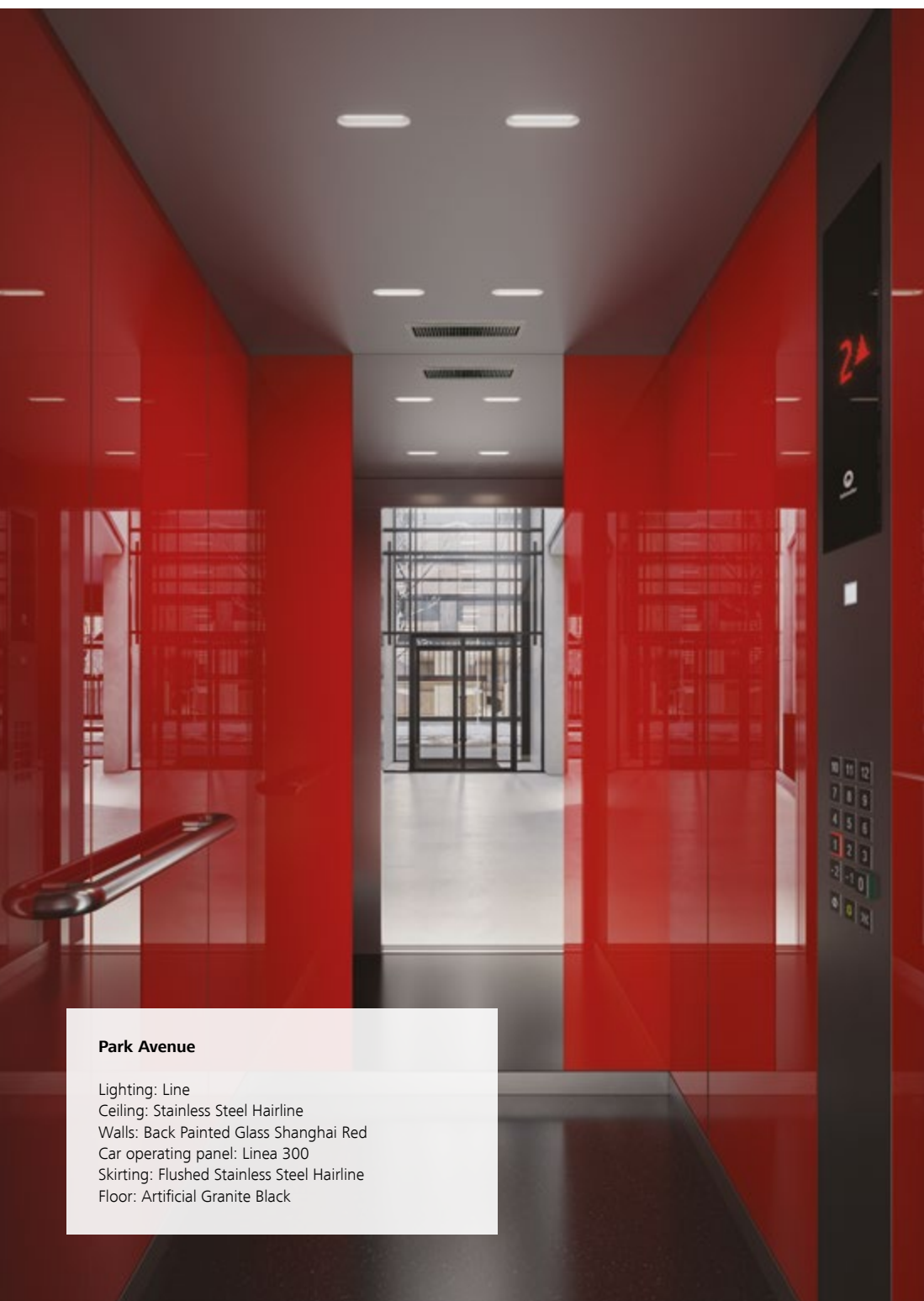
## Sophisticated and elegant

A touch of class. Wooden and textured laminates or back-painted glass walls for a rich, contemporary mode. Or a luxury feel with stainless steel in seven different finishes or decorative glass. Matched lighting completes Park Avenue's elegance.



Available for

Schindler 3000  
Schindler 5000  
Schindler 5500



### Park Avenue

Lighting: Line  
Ceiling: Stainless Steel Hairline  
Walls: Back Painted Glass Shanghai Red  
Car operating panel: Linea 300  
Skirting: Flushed Stainless Steel Hairline  
Floor: Artificial Granite Black



### Ceiling

Includes all Navona and Times Square options, plus:

Stainless Steel Hairline (441/304)	Stainless Steel Polished Mirror (304)	Stainless Steel Mirror Gold (304)	Stainless Steel Dark Brushed (304)	Stainless Steel Brushed Gold (304)	Bare



### Lighting

Includes all Navona and Times Square options, plus:

Line	Round Spots	Indirect	Dash Array	Dash	Surround	Bare



### Walls

Includes all Navona and Times Square colors and materials, plus:

Stainless Steel Hairline (441/304)	Stainless Steel Dark Brushed (304)	Stainless Steel Austenite (304)	Stainless Steel Leather (304)	Stainless Steel Polished Mirror (304)	Stainless Steel Brushed Gold	Stainless Steel Polished Gold
Laminate Vancouver Wood#	Laminate Chicago Wood#	Laminate Slavonia Wood#	Laminate Arosa Wood#	Stainless Steel Polished Mirror (304)	Stainless Steel Moonrock (304)	
Back Painted Glass Helsinki Grey#	Back Painted Glass Kashmir Blue#	Back Painted Glass Toronto Titanium#	Back Painted Glass Petersburg Amber#	Back Painted Glass Shanghai Red#		
Back Painted Glass Antigua Celestine#	Back Painted Glass Jodhpur Blue#	Back Painted Glass Stockholm Grey#	Back Painted Glass Leon Silver#	Glass#		



### Car door & fronts

Painted White Aluminium	Stainless Steel Linen (304)	Stainless Steel Polished Mirror (304)	Stainless Steel Austenite (304)	Stainless Steel Moonrock (304)	Stainless Steel Leather (304)
Stainless Steel Hairline (441/304)	Stainless Steel Mirror Gold (304)	Stainless Steel Dark Brushed (304)	Stainless Steel Brushed Gold (304)		



### Skirting

Protruding	Flush	Recessed*	Stainless Steel Hairline (441/304)	Painted Black*	Painted White Aluminium



### Floor

Includes all Navona and Times Square options, plus:

Artificial Granite Grey	Artificial Granite Black	Artificial Granite Sand	Aluminum Checker Plates	Bare



### Glass car

Glass rear wall#

#### Note:

# Available in GQ ≥ 680 Kg with selected car sizes

\* Available with straight type of skirting and with selected car sizes.

Specifications, options and colors are subject to change. All cars and options illustrated in this brochure are representative only. The samples shown may vary from the original in color and material.

# Sunset Boulevard



## Inspiring and bold

Aim high for passenger excitement in upmarket locations like hotels, clubs and restaurants. The combination of premium-quality materials, captivating patterns and splashy color gradients make this car a unique experience. Make your elevator your stage.



Available for

Schindler 5000  
Schindler 5500



### Sunset Boulevard

Lighting: Dash Array  
Ceiling: Stainless Steel Hairline  
Walls: Digital Print on glass, Detroit Grey  
Car operating panel: Linea 300  
Skirting: Flushed Stainless Steel Hairline  
Floor: Artificial Granite Black



<div><div></div><div>Ceiling</div><div>Includes all Times Square and Park Avenue options, plus:</div></div>	<div><div></div><div>Stainless Steel Hairline (441/304)</div></div>	<div><div></div><div>Stainless Steel Polished Mirror (304)</div></div>	<div><div></div><div>Stainless Steel Mirror Gold (304)</div></div>	<div><div></div><div>Stainless Steel Dark Brushed (304)</div></div>	<div><div></div><div>Stainless Steel Brushed Gold (304)</div></div>	<div><div></div><div>Bare</div></div>	
<div><div></div><div>Lighting</div><div>Includes all Times Square and Park Avenue options, plus:</div></div>	<div><div></div><div>Line</div></div>	<div><div></div><div>Round Spots</div></div>	<div><div></div><div>Curved</div></div>	<div><div></div><div>Surround</div></div>	<div><div></div><div>Indirect</div></div>	<div><div></div><div>Dash Array</div></div>	<div><div></div><div>Dash</div></div>
<div><div><div></div><div></div><div></div></div><div>Walls</div><div>Includes all Navona, Times Square and Park Avenue colors and materials, plus:</div></div>	<div><div></div><div>Digital Print on glass Detroit Grey#</div></div>	<div><div></div><div>Digital Print on glass New York Sunset#</div></div>	<div><div></div><div>Digital Print on glass Antalya Blue#</div></div>	<div><div></div><div>Digital Print on glass Moscow Red#</div></div>	<div><div></div><div>Digital Print on glass Luxor Gold#</div></div>	<div><div></div><div>Digital Print on glass Marrakesh Mocca#</div></div>	
<div><div></div><div>Car door &amp; fronts</div></div>	<div><div></div><div>Painted White Aluminium</div></div>	<div><div></div><div>Stainless Steel Hairline (441/304)</div></div>	<div><div></div><div>Stainless Steel Polished Mirror (304)</div></div>	<div><div></div><div>Stainless Steel Austenite (304)</div></div>	<div><div></div><div>Stainless Steel Moonrock (304)</div></div>	<div><div></div><div>Stainless Steel Leather (304)</div></div>	
	<div><div></div><div>Stainless Steel Linen (304)</div></div>	<div><div></div><div>Stainless Steel Mirror Gold (304)</div></div>					
<div><div></div><div>Skirting</div></div>	<div><div></div><div>Protruding</div></div>	<div><div></div><div>Flush</div></div>	<div><div></div><div>Stainless Steel Hairline (441/304)</div></div>	<div><div></div><div>Painted Black*</div></div>	<div><div></div><div>Painted White Aluminium</div></div>		
<div><div></div><div>Floor</div></div>	<div><div></div><div>Artificial Granite Sand</div></div>	<div><div></div><div>Artificial Granite Grey</div></div>	<div><div></div><div>Artificial Granite Black</div></div>	<div><div></div><div>Bare</div></div>			
<div><div><div></div><div></div><div></div></div><div>Glass car</div></div>	<div><div></div><div>Glass rear wall#</div></div>	<div><div></div><div>Glass side walls#</div></div>	<div><div></div><div>Glass door#</div></div>	<div><div></div><div>Glass rear &amp; side walls, glass door#</div></div>			

**Note:**

# Available in GQ ≥ 680 Kg with selected car sizes

\* Available with only straight type of skirting with selected car sizes

Specifications, options and colors are subject to change. All cars and options illustrated in this brochure are representative only. The samples shown may vary from the original in color and material.

01



**Integrated white glass display**  
with large, easily readable red LED  
dot matrix

**Sleek design.** Stylish and  
functional stainless steel

02



**Emergency light**

**Emergency call button**

# Fixtures

## Linea 100

Linea 100 offers functional design in stainless steel. The integrated white glass display comes with large, easily readable red LED dot matrix floor indicator. Push buttons have clear red illumination when a call is recognized.



Available for

Schindler 1000  
Schindler 3000  
Schindler 5000  
Schindler 5500

- |    |   |
|----|---|
| 01 | Full height car operating panel*        |
| 02 | Half height car operating panel         |
| 03 | Car operating panel with key switch box |
| 04 | Car position & direction indicators     |
| 05 | Key switch box car operating panel      |
| 06 | Landing operating panels                |

03



\* Line 100 full height flush COP: Available in GQ ≥ 680 Kg with selected car sizes

04



05



06



**Dot matrix display** with large,  
easily readable red LED



**Resistant glass panel,**  
stylish design

21 22 23

18 19 20

15 16 17

12 13 14

9 10 11

6 7 8

3 4 5

G 1 2

B2 B1

⌘ 🔔 ⌂

**Touch-sensitive user interface**



# Fixtures

## Linea 100 Touch

The convenience of our typical user interface converted to a touch version. The stylish design is in resistant glass with light indication to signal all functions, and dot matrix displays with large, easily readable red LEDs.



Available for  
Schindler 3000

- |    |                                     |
|----|-------------------------------------|
| 01 | Car operating panel                 |
| 02 | Car operating panel with key switch |
| 03 | Key switch                          |
| 04 | Landing operating panels            |

02



03



04




**High-resolution dot matrix LEDs**  
for clear indication



**Brushed stainless steel design**  
with white glass display



**Consistent responsiveness**  
of buttons



**Black stainless steel design** with  
black glass display



# Fixtures


## Linea 300\*

An upmarket user interface to enhance your elevator’s looks, with an intuitive, efficient design. The display is in black glass, with buttons positioned on elegant black stainless steel, or white glass display on typical stainless steel color finishing.



Available for  
Schindler 3000  
Schindler 5000  
Schindler 5500

\* Available in GQ ≥ 680 Kg with selected car sizes



### Full HD screens

### Custom graphics and themes

can be created, adapting them to the building's characteristics while helping passengers to reach their destinations.

### Integrated content management system (CMS)

Getting content onto the screens is simple and effective. The web-based - Schindler Ahead compatible - CMS is user-friendly and allows content to be updated remotely.


### Stylish, mirrored glass design



### Position and direction indicator



### Sensitive touch or gesture controlled landing operating panel





# Fixtures

## Linea 800 SmartTouch

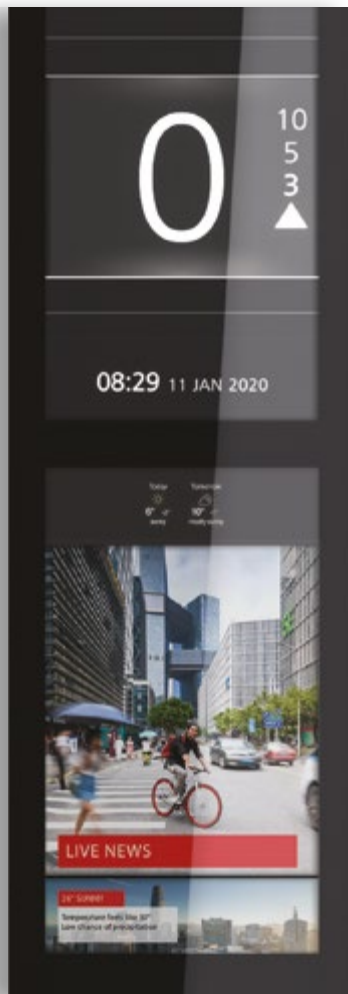
The new Linea 800 SmartTouch provides a distinctive interface that creates a high impact on passenger experience. Featuring three full HD screens, the stylish, mirrored glass panel transforms user-elevator interaction into a unique, visual experience. Getting content onto the screens is simple and effective with the web-based Content Management System.



Available for

Schindler 5000  
Schindler 5500

03



- 01 Car operating panel with 3 LCD screens
- 02 "Touchless" landing operating panel
- 03 Highly customizable, multimedia-enabled user interface
- 04 Easy and quick button configuration for any building with custom floor descriptions

04



**7" touch panel display screen**  
with proximity sensor activation

**RFID card reader**  
supports all common cards

**Slim line glass fronted  
pedestal**



# Fixtures

## The PORT Terminal

The new PORT hall call destination terminals deliver brainpower to your building. A range of PORT Terminals is available, with numerous options to optimize traffic flows. Now an established reference worldwide, PORT terminals offer elegant design, stylish ergonomics and a contemporary look.



Available for  
Schindler 5000



02

- |    |  |
|----|--|
| 01 | PORT 1 pedestal                                      |
| 02 | PORT 1 wall-mounted<br>(white / grey / black)        |
| 03 | PORT destination indicator<br>(white / grey / black) |
| 04 | PORT 4 flush wall-mounted<br>(white / grey / black)  |

03

04

# Mirrors

## Ensuring optimal appearance

Mirrors enhance the sense of space, depth and comfort in elevators. Schindler 3000 elevators can be fitted with a full-height or half-height safety-glass mirror on the side or rear wall of the car

### Side wall



Half height centered



Full height centered



Full Height Left and Right\*

### Rear wall



Half height centred



Full height middle panel



Full height Left and Right\*

\* Available with GQ ≥ 680 with selected model

### Times Square

Stainless Steel Hairline walls  
Full height middle panel mirror



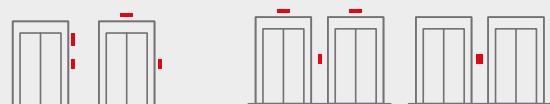


# Landing doors

## For a stylish entrance

How your elevator design immerses with your building can enhance your tenants' response to the overall décor design. We offer a full range of colors to help you unleash your building's full design potential.

### Landing arrangements



Choose your optimal landing arrangements for simplex and multiplex installations with wall mounting.




### Landing door color options

- |    |                                       |
|----|---------------------------------------|
| 01 | Painted Pebble Grey*                  |
| 02 | Painted Light Grey#                   |
| 03 | Painted White Aluminium               |
| 04 | Painted Bordeaux Red#                 |
| 05 | Painted Havanna Gold#                 |
| 06 | Painted Vienna Beige#                 |
| 07 | Stainless Steel Hairline (441 / 304)  |
| 08 | Stainless Steel Linen (304)*          |
| 09 | Stainless Steel Montreux Mirror (304) |
| 10 | Stainless Steel Moonrock (304)*       |
| 11 | Stainless Steel Leather (304)*        |
| 12 | Stainless Steel Gold Mirror (304)*    |
| 13 | Stainless Steel Austenite (304)*      |

### Glass door frame options

- |    |                                       |
|----|---------------------------------------|
| 07 | Stainless Steel Hairline (441/304)    |
| 08 | Stainless Steel Linen (304)           |
| 09 | Stainless Steel Polished Mirror (304) |

\* Available only with door dimensions  
BT(door width) ≤ 900 mm and HT(door height) ≤ 2100 mm  
# Available only with door dimension BT > 900 mm  
& HT > 2100 mm



# Handrails

## A wide choice of shapes and finishes

Handrails convey a feeling of security. Schindler stainless steel handrails are designed to blend with car interiors, shapes and textures, and can be mounted to the side and rear walls. Available in curved, straight, straight with curved ends.



Straight  
Stainless Steel Hairline



Straight with curved ends  
Stainless Steel Hairline

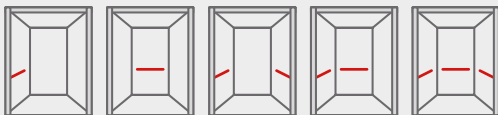


Curved  
Stainless Steel Hairline



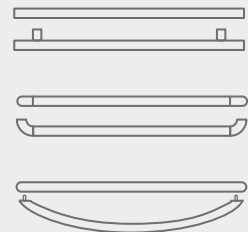
### Customize your handrails

Handrails convey a feeling of security. Our handrails are designed to blend with car interiors, shapes and textures.




The handrails can be mounted in different combinations of side and rear walls, either only one handrail piece on the rear or side walls, two handrail pieces on the side walls or handrails on three walls. They can be connected straight or revolving.

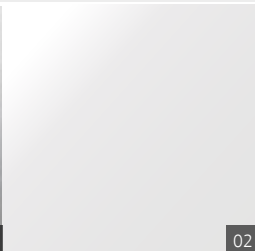
Choose the handrail shape you prefer:



Straight, straight with rounded ends or curved



01



02

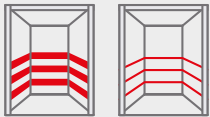
- |    |                         |
|----|-------------------------|
| 01 | Stainless Steel         |
| 02 | Painted White Aluminium |

# Bumper rails\*

## Preserving your car interior



Designed to protect your elevator car walls and prolong their sleek looks, Schindler's bumper rails are available in a variety of heights, in stainless steel finish.

\* Available in GQ  $\geq 680$  Kg with selected car sizes




Choose from different heights depending on your requirements..

01 Stainless Steel



**Times Square**  
Stainless Steel Hairline walls  
Stainless Steel bumper rails



# Corporate Office-India

## Schindler India Pvt. Ltd.

Schindler House, Main Street, Hiranandani Gardens  
Powai, Mumbai - 400076

## Schindler Manufacturing Facility

Plot No. D-234, Near Warale Village, Chakan  
Phase 2 Road, MIDC Rd, Khed, Maharashtra

## Find your local Schindler India office

For additional information please contact your nearest Schindler branch:

### Ahmedabad

No. 401-402, 4th Floor  
Shivaik Satyamev  
Sardar Patel Ring Road  
Ahmedabad, Gujarat 380058

### Chennai

No. 10-12, Egmore High Road  
Tamil Salai, opp. Udiipi Home  
Egmore, Chennai  
Tamil Nadu 600008

### Delhi South

Plot No. 5, 704, 7th Floor  
Baani Corporate One  
District Centre, Jasola  
Delhi 110025

### Hyderabad

5th floor, B Block  
Midtown Building  
Rd Number 1  
opp. Jalgam Vengal Rao Park  
Dwarakapuri, Banjara Hills  
Hyderabad, Telangana 500034

### Kochi

No. 38/2130- C2, DND Arcade  
Anjumana Road, Edappally  
Kochi, Kerala 682024

### Mangalore

No. 208, 1st Floor, Inland Avenue  
MG Road, Kodailbail, Mangaluru  
Karnataka 575003

### Noida

B-417/20, Pacific Business Park  
Plot No-1, Site-IV, Sahibabad, IV  
Sahibabad Industrial Estate  
Ghaziabad, Uttar Pradesh 201010

### Punjab

Plot No 595, 2nd Floor  
Phase 9, Industrial Area  
Sector 66, Opp Bestech Square  
Sahibzada Ajit Singh Nagar  
Punjab 160059

### Other Locations in India

Tirupati | Madurai | Gulbarga | Solapur | Jodhpur | Bhiwandi | Shivamogga | Shimla | Jalandhar | Dhanbad | Jamshedpur  
| Jabalpur | Bareilly | Allahabad | Varanasi | Bilaspur | Sonapat | Aurangabad | Agra | Siliguri | Patna | Bhopal | Kanpur |  
Faridabad | Amritsar | Jammu | Kolhapur | Vadodara | Rajkot | Kota

### Assam

Chandan Nagar, Beltola Tinali  
Guwahati, Assam 781028

### Coimbatore

56, 2nd Floor, Bharathi Park Cross 2  
Saibaba Colony, Coimbatore  
Tamil Nadu 641011

### Goa

Shop No. S01 and S02  
Landscape shire, Caranzalem  
Panaji, Goa 403002

### Indore

304, Third Floor, NRK Biz Park  
Plot No. 397, 405, PU4  
Scheme No. 54, Indore  
Madhya Pradesh 452010

### Kolkata

DN 12, 7th Floor, Sector V  
Bidhannagar, Kolkata  
West Bengal 700091

### Mysore

No. 441, 2nd floor  
Dhanalakshmi Plaza  
New kantharaja Urs Road  
T K Layout, Mysore  
Karnataka 570023

### Odisha

Plot No N4/345, 4th Floor  
IRC village, Nayapalli  
Bhubaneshwar, Odisha 751015

### Raipur

No. 207, 2nd Floor  
Lal Ganga Buisness Park,  
Pachpedi Naka, Raipur,  
Chhattisgarh 492001

### Visakhapatnam

No. 50-37-6, 2nd Floor, Sri Sai Enclave  
Raja Rammohan Roy Road  
Nehru Nagar TPT/VUDA Colony  
Jagadamba Junction, Visakhapatnam  
Andhra Pradesh 530013

### Bangalore 1

No. 785, 3rd Floor  
Axis Sai Jyothi, 15th Cross Road  
Phase I, Sarakki Extension  
100 Ft. Road, J. P. Nagar  
Bangalore, Karnataka 560078

### Dehradun

No. 64/65, Third Floor, Prabhat House Nari  
Ship Mandar Marg  
Chakrata road, Dehradun  
Uttarakhand 248001

### Gurugram

8th Floor, Imperia Mindscape  
Golf Course Extension Road  
Sector-62, Gurugram  
Haryana 122001

### Jaipur

Plot No. 128, Mohan Nagar  
Gopalpura Bypass  
beside Ridhi Sidhi Fly Over  
Jaipur, Rajasthan 302019

### Lucknow

1st Floor, TC 24  
Bhavya Corporate Tower  
Vibhuti Khand, Gomti Nagar  
Lucknow, Uttar Pradesh 226010

### Nagpur

K Rao Complex 3rd Floor  
Shubhash Road  
opposite Gandhisagar Lake  
Nagpur, Maharashtra 440018

### Pimpri Chinchwad

No. 1001, 10th Floor  
Amar Business Park  
Ram Nager, Baner  
Pune, Maharashtra 411045

### Surat

C - 226, 2nd Floor, Monarch  
Gaurav Path, Palgam  
Surat, Gujarat 395009

### Bangalore 2

No. 600A, 6th Floor  
Plama Square, Hennur Main Road  
Kalyan Nagar Post, Above D-mart  
Hennur, Bangalore  
Karnataka 560043

### Delhi North

P.P. Trade Center, Plot No. P-1, 301  
3rd Floor, Wazirpur Distt Centre Netaji  
Subhash Place, Pitampura  
New Delhi 110034

### Hubli

No. 319, Marvel Artiza  
Vidyanagar, opposite KIMS  
Hubli, Karnataka 580031

### Jharkhand

No. 170, 2nd Floor  
Harsh Complex, Tagore Hill Road  
Morabadi, above Bank of India  
Ranchi, Jharkhand 834008

### Ludhiana

Sethi square, SCO No 107  
First Floor, Phase 1, Urban estate dugri  
Ludhiana, Punjab 141002

### Navi Mumbai

Plot No-05, 1803-1806  
Kesar Solitaire, Palm Beach Rd  
Sector 19, Sanpada, Navi Mumbai  
Maharashtra 400705

### Pune

No. 1001 and 1002, 10th Floor  
Vikram Monarch, University Rd  
Modibaug, Model Colony  
Shivajinagar Pune,  
Maharashtra 411016

### Vijayawada

551-A, 1-B  
3rd Floor, bearing Door No 40  
Chandramoulipuram Tikkle Road,  
Vijayawada, Andhra Pradesh 520010

## Toll free Numbers

1-800-209-5438 | 1-800-202-5438

## Email

Marketing.in@schindler.com



Scan the QR code  
To know more